

Instructions for using the Dulcimer With Heart site.

I know the site is initially a bit difficult to navigate. You can always contact me if you want to have a zoom session on it. Dulci-merrily, Karen Ashbrook, mail@karenashbrook.com

- 1) Go to dwh.passion.io in a browser. Alternatively, open the Passion.io App and search for "Dulcimer With Heart." The menu will either be on the side or on the bottom of the screen. If you get this screen showing "login" as the 3rd option, you will need to login in first. If you are already logged in, go to Step 2.

The screenshot shows the website's navigation menu on the left with three options: Discover, Learn, and Login. A yellow arrow points to the Login option. The main content area features a dark blue background with a woman's face in profile and the text "Do you feel stuck?". Below this is a section titled "When You Get Started Today..." with three bullet points, each preceded by a checkmark icon. The first bullet point describes joining a private community. The second describes tracking learning and practice time. The third describes monthly jams and hangouts. At the bottom, there is a photo of a woman with glasses playing a dulcimer.

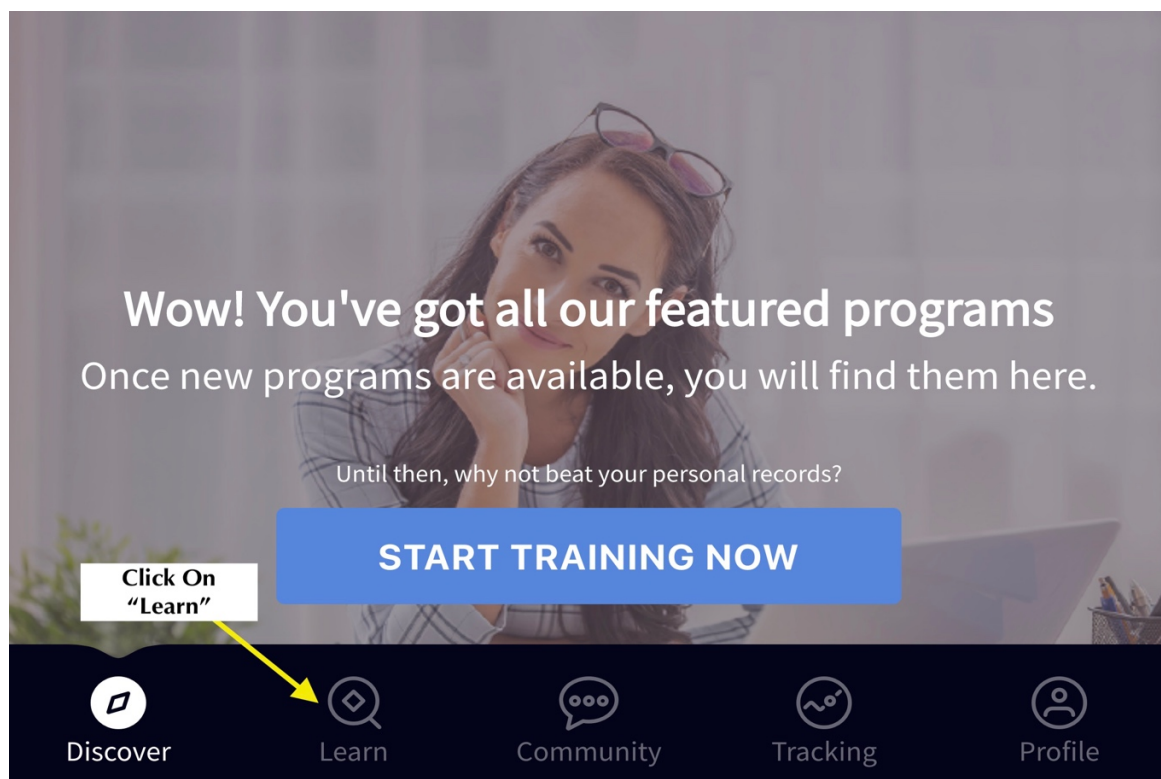
You will first need to select 'Login' if your browser doesn't automatically log you in.

Clicking on the "Learn" will allow you to see what courses are on the DWH site, even if you are not logged in.

When You Get Started Today...

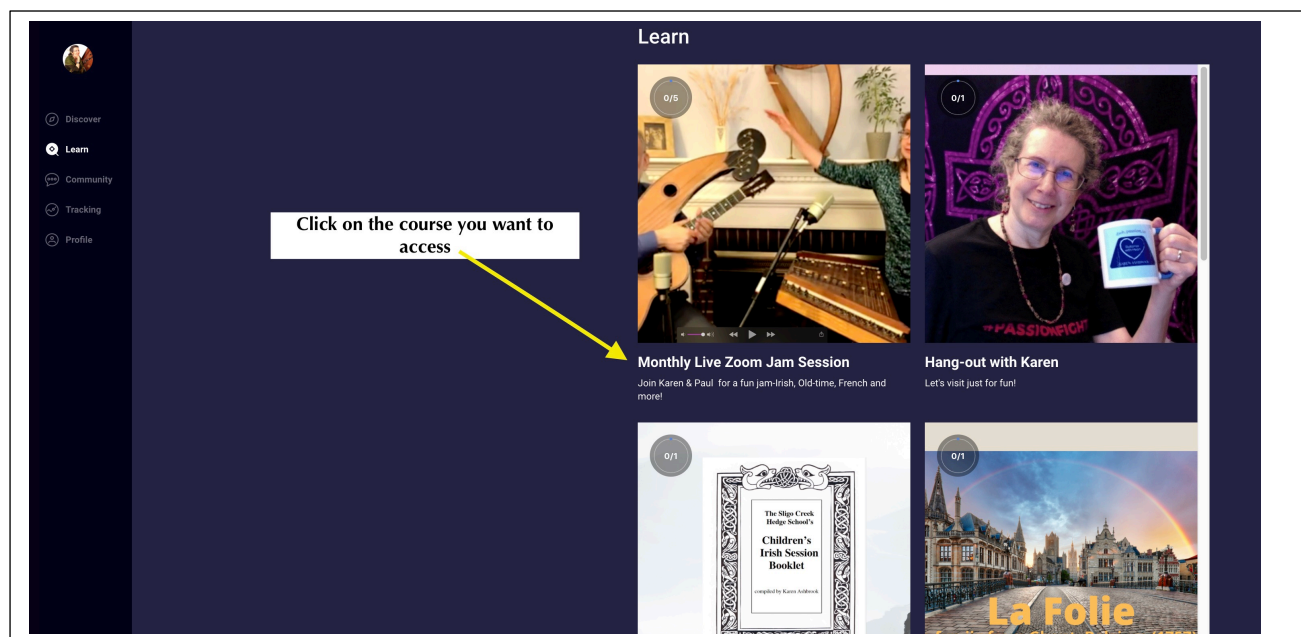
- ✓ Join a private community of dulcimer folk on the same journey as you: Ask questions, share your progress and help others out, play music!
- ✓ You can track your learning and practice time, or just use the app to listen to music and play along with the videos, as well as learning new material and techniques.
- ✓ Don't miss our monthly jams and hangouts. The times will vary but will be posted. You will have access to the jams all year long. You can always upgrade to the Deluxe Plan which includes a monthly private coaching session. It is useful to have someone assess your hammering and make suggestions of ways to expand what you are doing.

2.) Once logged in, **Click on "Learn" in the menu-even though it is greyed out!**
I think this is the one, non-intuitive step. If you automatically are logged in, you will get this screen instead of the previous screen (where "Login" is the bottom option.)



That brings you to the Courses page.

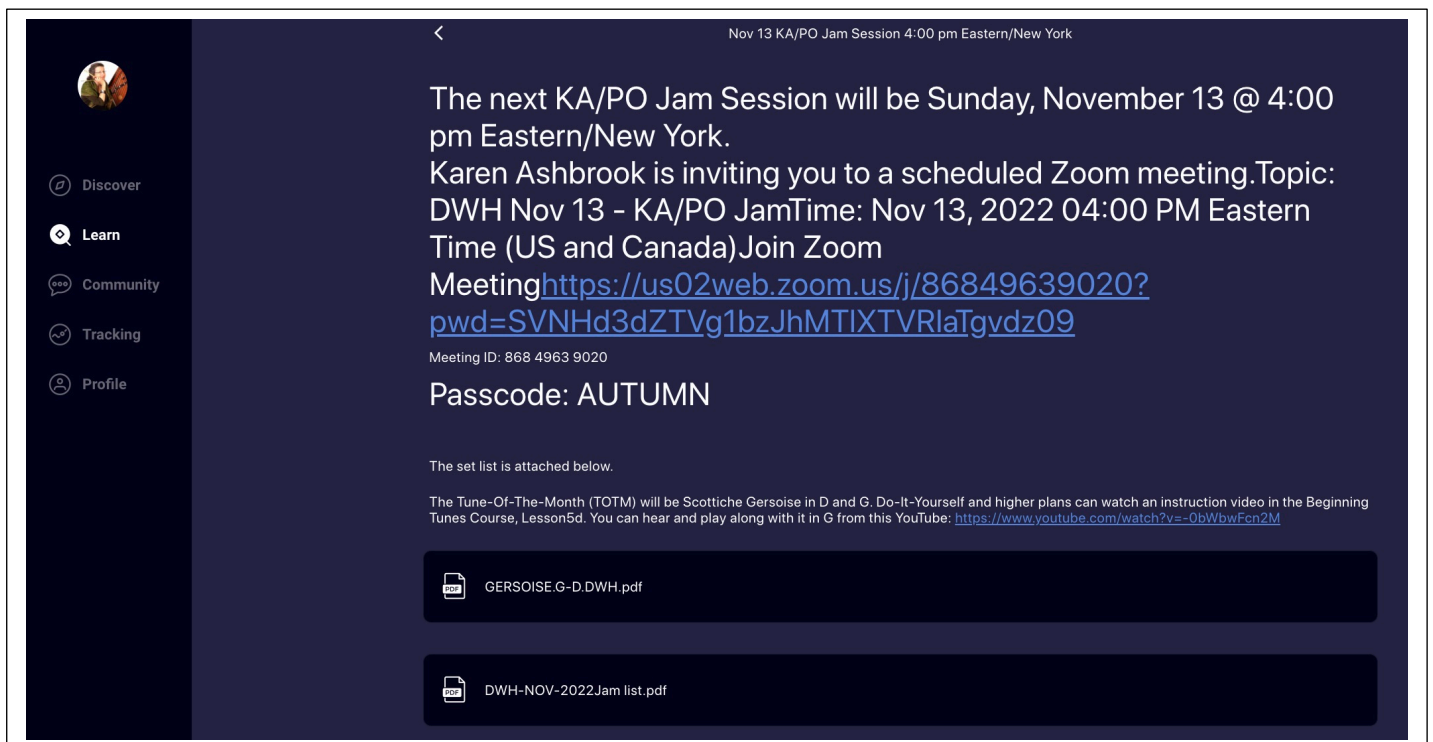
3.) Click on the KA/PO Jam course, or whichever course you wish to access that you have subscribed to. (NOTE: the Irish Tune booklet, Vegan Recipes, A fun Jig, and the Ash Grove are included in the basic Tunes & Jams Subscription.) Clicking on the Hangout course will get you to the Zoom link for the next Hangout.



In the KA/PO Jam Course you will see a “lesson” for each month's jam. The most recent will always be the first one listed.



4) Click on the top/newest jam lesson. When it opens there are attachments for the Tune-Of-The-Month (TOTM), set list, and the Zoom link. Afterwards, I upload the jam to YouTube, and the link for that will be in that month's lesson.



5) Click on the other lessons/jams in the KA/PO Jam Course—July, Aug, Sept, Oct— to access their TOTMs and YouTube links. You can find the pdfs for the TOTM and set list, plus a sound file or YouTube link for the TOTM.

6) Clicking on the Community button in the Menu will get you to several threads I've started to allow subscribers to interact and share with each other.